

## FOSC 400

Closures and Accessories

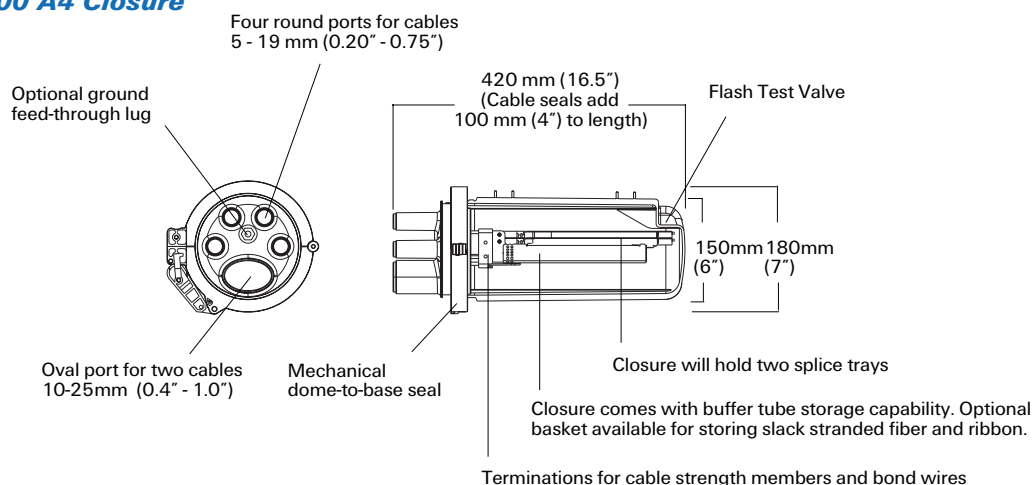




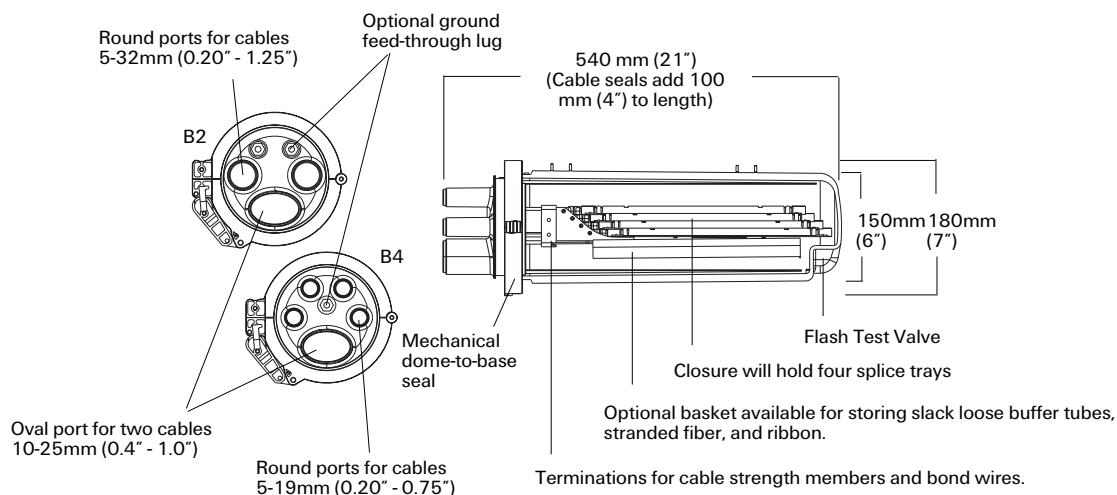
# Contents

How to Order FOSC 400 Closures	3
How to Order Accessories for the FOSC 400 Closures	5
Other FOSC Fiber Optic Splice Closures	9
Product Index	11
Product Descriptions, Part Numbers and Photographs	15

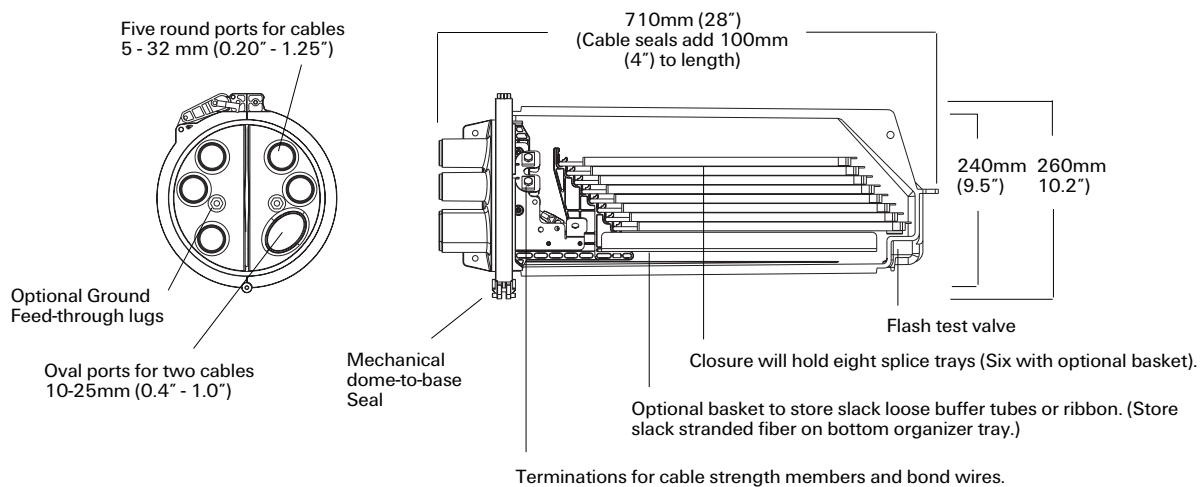
### FOSC 400 A4 Closure



### FOSC 400 B2 and FOSC 400 B4 Closure



### FOSC 400 D5 Closure



## FOSC 400

### How to Order FOSC 400 Closures

FOSC 400 closures are designed for “butt splices” of fiber cable. (i.e. all cables enter one end of the closure). They can be used with any type of cable and for aerial, buried and manhole applications.

The main FOSC 400 family consists of four closures:

FOSC 400 D5	Large
FOSC 400 B4	↓
FOSC 400 B2	
FOSC 400 A4	Small

The letters A, B and D indicate the size of the closure. (See illustrations on opposite page.)

The numbers 2, 4, and 5 indicate the number of single round ports on the base of the closure. All closures also have an oval port for two single cables or an uncut, “express” cable. All closure kits come with everything required to terminate two cables (diameter 0.4 to 1.0 inch) in the oval port.

To order a closure and accessories for a splice, you need to know the following:

- How many cables will enter the closure?
- What types of cables will be used? (loose buffer tube, central core tube, ribbon tube?)
- What size are the cables? (Diameter and number of fibers?)
- How many fibers will be spliced and how many expressed (uncut) through the closure?
- How will the fibers be spliced? (Single fusion, mass fusion, mechanical?)
- Is cable blocking required? (To block water and grease and prevent cable “pistoning.”)
- Are ground feed-through lugs required? (For external grounding of metallic cable shields.)
- Where will the closure be mounted? (Strand, pole, wall, or manhole?)

Select closure based on number of cables and fibers to be spliced:

FOSC 400 Closure Size	Maximum Splice Capacity <sup>1</sup> Single Fiber	Maximum Splice Capacity <sup>1</sup> 12-Fiber Ribbons	Maximum Number of Cable Sheaths <sup>2, 3</sup>
FOSC 400 D5	576	1728	12
FOSC 400 B2	96	576	6
FOSC 400 B4	96	576	6
FOSC 400 A4	48	288	6

(1) It is recommended you do not exceed 75% of the closure capacity to allow for future growth.

(2) If they fit, two cables can be installed in one round port. Branch off clip is required.

(3) A4 and B4 closures can only take small drop cables in round ports. (< 0.375 inch if cable blocking)

### Splice Modules and Splice Tray Capacity

The capacity of splice trays in FOSC 400 closures depends on the type of splice module used to hold the splices. There are three commonly used splice modules: the SM6, SM8, and SM12. ("SM" stands for splice module and the number that follows indicates how many single fusion splices the module will hold.)

Splice Module	Type of Splice	Splices per Module	A & B Closures			D Closures	
			Spliced fibers in one tray	Spliced fibers in closure		Spliced fibers in one tray	Spliced fibers in closure
				A	B		
SM6	Single Fusion	6	12	24	48	36	288
	Single Mechanical	6	12	24	48	36	288
	Mass Fusion	6	144	288	576	432	1728
SM8	Single Fusion	8	16	32	64	48	384
	Single Mechanical	4	8	16	32	24	192
SM12	Single Fusion <sup>1</sup>	12	24	48	96	72	576

- 8 trays can be installed in a D closure. Each D tray holds 6 splice modules.
- 4 trays can be installed in a B closure. Each B tray holds 2 splice modules.
- 2 trays can be installed in an A closure. Each A tray holds 2 splice modules.

*Note: When ribbon splicing, a slack basket is required to store excess fiber. In the "D" closure, this basket occupies either 2 or 4 tray spaces (see table on page 5).*

Closure kits are usually shipped with one tray. Organizer trays are designated by their single fusion splice capacity.

For example:

"FOSC400-D5-36-1" closure has one 36-splice tray (six SM6 splice modules).

"FOSC400-B2-24-1" closure has one 24-splice tray (two SM12 splice modules).

### Cable Blocking, Grounding, and Flash Test Valves

Closure kit designations have three letters at the end to indicate further options.

For Example: FOSC400-D5-36-1-BGV

The first letter is "B" if cable Blocking components are included "N" if not.

The second letter is "G" if Ground feed-through lugs are included, "N" if not.

The third letter is "V" indicating a flash test Valve is installed on the dome.

Cable blocking is used by many customers to prevent water or grease from entering the closure through cable ends and to prevent "pistoning" of cable central members in certain aerial installations. Ground feed-through lugs and valves are ordered with almost all closures.

Refer to pages 11-13 for additional details on closure kits.

## FOSC 400

### How to Order Accessories for the FOSC 400 Closures

FOSC closure accessories that may be required include:

- [Splice Trays](#) (to hold more splices)
- [Baskets](#) (to store slack or express buffer tubes, fibers, or ribbons)
- [Cable Seals](#) (to terminate additional cables)
- [Mounting Brackets](#) (to attach closure to a wall, pole, or manhole)

• [Splice Trays](#) are ordered by specifying the size and type of tray required. (Refer to table on previous page for an explanation of splice modules and tray capacity.)

The most commonly used splice trays are:

- FOSC-ACC-D-Tray-36 (D size tray with six SM6 splice modules = 36 splices per tray)
- FOSC-ACC-B-Tray-12 (B size tray with two SM6 splice modules = 12 splices per tray)
- FOSC-ACC-B-Tray-24 (B size tray with two SM12 splice modules = 24 splices per tray)
- FOSC-ACC-A-Tray-12 (A size tray with two SM6 splice modules = 12 splices per tray)

Refer to pages 16, 18, and 19 for additional details on splice trays for D, B, and A closures, respectively. Note that each part number refers to one tray. Trays are normally shipped two per box, therefore they must be ordered in multiples of two.

• [Baskets](#) are mounted under splice trays and used to store slack ribbon, loose buffer tubes and bare fibers. Baskets are available in standard and “-B” versions. (e.g. FOSC-ACC-B-Basket-B) The “-B” kits contain two wrap-around heatshrink sleeves for cable blocking express (uncut) cables. If cable blocking is ordered with closures and cable seals, then the “-B” baskets should be used. Refer to pages 17, 18, 19, and 20 for additional details on Baskets for D, B, and A closures, respectively.

Closure Size	Basket is used to store uncut...	Basket Accessory Kit	Tray Capacity w/Basket	Tray Capacity w/o Basket
D	Loose Buffer Tubes (LBT) or Ribbons <sup>1,2</sup>	D Basket	6	8
		D Basket - Tall	5	8
B	LBT, Bare fibers, or Ribbons <sup>2</sup>	B Basket	4	4
A	Bare fibers or Ribbons <sup>2,3</sup>	A Basket	2	2

(1) Store express single fibers on bottom organizer tray in D closures.

(2) Basket is always required for ribbon splicing, even if no express (uncut) fibers.

(3) A-size closures come with “LBT Sock” for storing express loose buffer tubes.

• [Cable Seals](#) are used to seal and secure cables in a closure. All closure kits contain an oval port seal and branch-off clip to install two cables (or one express cable) in the oval port. Additional cable seal kits are required to terminate cables in the round ports.

There are four types of cable seal kits that can be used with any FOSC 400 closure:

- Round port, tubular
- Round port, wraparound
- Oval port, tubular
- Oval port, wraparound

Oval seals come with the closure. Wraparound seals are only used for repair or when adding a second cable to a port with an existing cable. Therefore, the only cable seal accessory kit normally required (for any closure and cable) is the round port, tubular seal.

## FOSC 400

### How to Order Accessories for the FOSC 400 Closures

---

Cable seal kit designations have a number followed by two letters at the end to indicate further options.

e.g. FOSC-ACC-Cable-Seal-1-BT

The number is 1 for a round port seal, 2 for an oval port seal.

The first letter is "B" if cable Blocking components are included, "N" if not.

The second letter is "T" if the sleeve is Tubular, "W" if Wraparound.

Wraparound cable seal kits do not include cable termination components because they are normally used only for repair applications. Refer to pages 20 - 22 for additional information on cable seal kits.

· **Mounting Brackets** are available to attach FOSC 400 closures to aerial strands, poles, walls, and manhole racking. The kits that may be required are indicated below.

Closure	Manhole <sup>1</sup>	Aerial Strand Direct Lash	Aerial Strand Offset	Pole or Wall
D5	<i>Brackets come with closure kit</i>	FOSC ACC Lashing Straps	FOSC ACC Aerial Clamps	FOSC ACC D Pole Mount
B2, B4	FOSC ACC Lashing Straps	FOSC ACC Lashing Straps	FOSC ACC Aerial Clamps	FOSC ACC A/B Pole Mount
A4	FOSC ACC Lashing Straps	FOSC ACC Lashing Straps	FOSC ACC Aerial Clamps	FOSC ACC A/B Pole Mount

(1) Attach closure to 1.25 inch galvanized pipe or equivalent. Attach pipe to manhole steps. Pipe not included.

Refer to pages 26-27 for additional details on closure mounting kits.



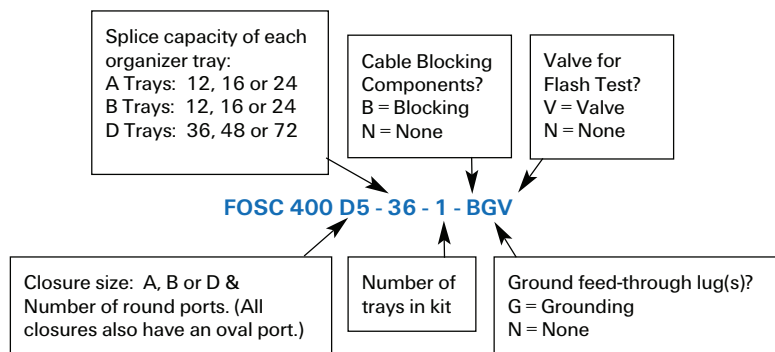
## FOSC 400

### How to Order Accessories for the FOSC 400 Closures

#### Summary

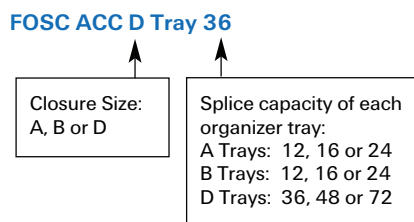
#### Closures

*Note: Closure kits are normally ordered with no trays or one tray and have a valve.*



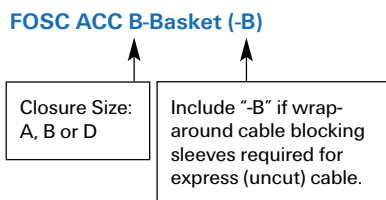
#### Splice Trays

*Note: Splice trays are packaged two per box.*



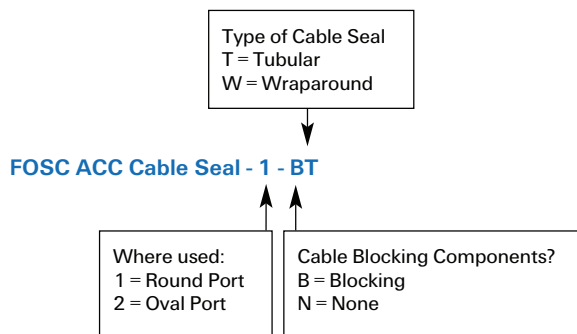
#### Baskets

*Note: "D" basket is available in standard and tall sizes. See table on page 5.*



#### Cable Seals

*Note: Tubular cable seal kits include cable termination components.*



# Other FOSC Fiber Optic Splice Closures

---

## FOSC 400

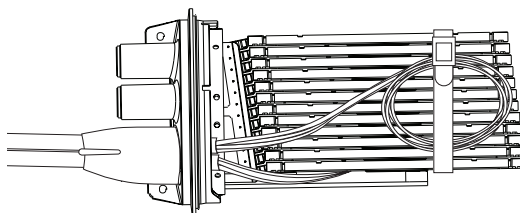
### Other FOSC Fiber Optic Splice Closures

The FOSC family of closures has expanded to include a number of specialty products.

#### **FOSC 400 D5/B**

The “D5/B” closure combines a standard “D5” base with a shortened dome and holds up to 12 “B” size splice trays. Single splice capacity is 288.

See pages 13 and 32.



#### **FOSC 400 D/Gel**

The “D/Gel” closure is very similar to the “D5” closure except it has a unique, “wraparound” gel block that can seal around existing cables without heat-shrink. The D/Gel can be used to upgrade smaller closures to larger closures or for “express” splices that might not fit through the oval port on a D5 closure. Performance specifications are the same as for standard FOSC 400 closures.

See pages 13 and 32.



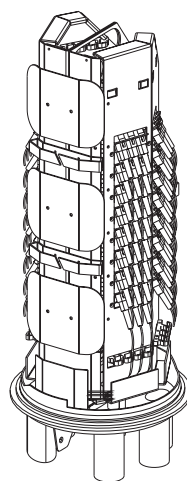
#### **FOSC 400 XCON**

The XCON is a FOSC 400 D5 closure with splice trays and a patch panel for outside plant cross-connections. Capacity is 96 connections (192 connectors). It can be ordered in a variety of configurations:

FOSC-400-D5-XCON-abcde-BGV

- a. Type of Connectors and Adapters. 2=FC, 3=FC/APC, 4=ST, 7=SC/UPC, 8=SC/APC, E=Angled Polish E2000
- b. Number of Pigtails installed in closure (on back of patch panel)  
0=none, 1=96, 2=72, 3=60, 4=48, 5=36, 6=24, 7=12
- c. Number of Patch Cords (for front of patch panel).  
0=none, 1=48, 2=36, 3=30, 4=24, 5=18, 6=12, 7=6
- d. Preterminated Cables. 0=no, 1=yes (details must be specified, price will vary)
- e. Number of Adapters installed (96 is standard)  
-Blank=96, B=72, C=48, D=24

See pages 13 and 32.



# Product Index

---

## Product Index

### Splice Closures

#### FOSC 400 D5

Page No.	Part No.	Description
15	392343	FOSC 400 D5 36-1-NNV
	933697	FOSC 400 D5 36-1-BNV
	197697	FOSC 400 D5 36-1-NGV
	892435	FOSC 400 D5 36-1-BGV
	267065	FOSC 400 D5 48-1-NNV
	649865	FOSC 400 D5 48-1-BNV
	731489	FOSC 400 D5 48-1-NGV
	074169	FOSC 400 D5 48-1-BGV
	470915	FOSC 400 D5 72-1-NNV
	394701	FOSC 400 D5 72-1-BNV
	629313	FOSC 400 D5 72-1-NGV
	510487	FOSC 400 D5 72-1-BGV

#### FOSC 400 B2

15	256827	FOSC 400 B2 12-1-NNV
	418907	FOSC 400 B2 12-1-BNV
	830961	FOSC 400 B2 12-1-NGV
	462619	FOSC 400 B2 12-1-BGV
	727401	FOSC 400 B2 16-1-NNV
	710337	FOSC 400 B2 16-1-BNV
	543757	FOSC 400 B2 16-1-NGV
	903069	FOSC 400 B2 16-1-BGV
	956399	FOSC 400 B2 24-1-NNV
	938871	FOSC 400 B2 24-1-BNV
	692543	FOSC 400 B2 24-1-NGV
	276559	FOSC 400 B2 24-1-BGV

#### FOSC 400 B4

15	309059	FOSC 400 B4 12-1-NNV
	886337	FOSC 400 B4 12-1-BNV
	138273	FOSC 400 B4 12-1-NGV
	247137	FOSC 400 B4 12-1-BGV
	100753	FOSC 400 B4 16-1-NNV
	159761	FOSC 400 B4 16-1-BNV
	701709	FOSC 400 B4 16-1-NGV
	355883	FOSC 400 B4 16-1-BGV
	393723	FOSC 400 B4 24-1-NNV
	638697	FOSC 400 B4 24-1-BNV
	702883	FOSC 400 B4 24-1-NGV
	136051	FOSC 400 B4 24-1-BGV

#### FOSC 400 A4

15	529391	FOSC 400 A4 12-1-NNV
	082857	FOSC 400 A4 12-1-BNV
	656459	FOSC 400 A4 12-1-NGV
	324067	FOSC 400 A4 12-1-BGV
	700297	FOSC 400 A4 16-1-NNV
	034123	FOSC 400 A4 16-1-BNV
	652491	FOSC 400 A4 16-1-NGV
	792723	FOSC 400 A4 16-1-BGV
	178807	FOSC 400 A4 24-1-NNV
	319485	FOSC 400 A4 24-1-BNV
	915207	FOSC 400 A4 24-1-NGV
	693863	FOSC 400 A4 24-1-BGV

16	N/A	Cable-Termination-2-Sub
16	N/A	Cable-Block-2-Sub

## Accessories

### "D5" Accessories

Page No.	Part No.	Description	
16	426579	FOSC ACC D Tray 36	"D" Splice tray with six "SM6" splice modules
16	579575	FOSC ACC D Tray 48	"D" Splice tray with six "SM8" splice modules
16	915167	FOSC ACC D Tray 72	"D" Splice tray with six "SM12" splice modules
17	089279	FOSC ACC D Basket	For storing slack or express tubes or ribbons
17	035297	FOSC ACC D Basket-B	Above basket with 2 wraparound CB sleeves
17	056395	FOSC ACC D Basket-Tall	Taller version of basket, more storage space
18	380999	FOSC ACC D Basket-Tall-B	Above tall basket with 2 wraparound CB sleeves
18	525147	FOSC ACC D Ribbon Router	Snaps into above baskets to route ribbons
	301687	FOSC ACC D Dome Clamp	Replacement clamp for dome to base seal
	429631	FOSC ACC D O-Ring Seal	Replacement O-ring
	766709	FOSC ACC D Vault Bag	Fire resistant bag for vault applications

### "B2 and B4" Accessories

18	898849	FOSC ACC B Tray 12	"B" Splice tray with 2 "SM6" splice modules
18	299295	FOSC ACC B Tray 16	"B" Splice tray with 2 "SM8" splice modules
18	863927	FOSC ACC B Tray 24	"B" Splice tray with 2 "SM12" splice modules
19	457507	FOSC ACC B Basket	For storing slack or express tubes or ribbons
19	439027	FOSC ACC B Basket-B	Above basket with 2 wraparound CB sleeves
	952679	FOSC ACC A/B Dome Clamp	Replacement dome clamp
	381107	FOSC ACC A/B O-Ring Seal	Replacement O-ring
	263245	FOSC ACC A/B Vault Bag	Fire resistant bag for vault applications

### "A4" Accessories

19	497817	FOSC ACC A Tray 12	"A" Splice tray with 2 "SM6" splice modules
19	019847	FOSC ACC A Tray 16	"A" Splice tray with 2 "SM8" splice modules
19	429567	FOSC ACC A Tray 24	"A" Splice tray with 2 "SM12" splice modules
20	028323	FOSC ACC A Basket	For storing slack or express tubes or fibers
	869195	FOSC ACC A Basket-B	Above basket with 2 wraparound CB sleeves

*Note: FOSC ACC A/B kits above can be used on "A" and "B" closures*

### Cable Seals

20	694667	FOSC ACC Cable Seal-1 NT	Kit to install one cable in any round port
20	738827	FOSC ACC Cable Seal-1 BT	As above with CB components for one cable
21	274041	FOSC ACC Cable Seal-1 NW	Wraparound cable seal for use on round port
21	175493	FOSC ACC Cable Seal-2 NT	Kit to install 2 cables in any oval port
21	856587	FOSC ACC Cable Seal-2 BT	As above with CB components for 2 cables
22	704289	FOSC ACC Cable Seal-2 NW	Wraparound cable seal for use on any oval port
	507739	FOSC ACC Branch Off Clip	Branch clip & Alum. tape for 2 cables in one port
22	N/A	Cable-Termination-1-Sub	Subassembly
22	N/A	Cable-Block-1-Sub	Subassembly

### Cable Blocking

23	743103	FOSC ACC Cable Block T	Tubular CB components for 1 cable in any port
23	920363	FOSC ACC Cable Block W	Wraparound CB components for looped cable
23	464649	FOSC ACC CB Sleeve W	Wraparound sleeve, looped cable CB for oval port

### Transportation Tubes and Funnels

24	526767	FOSC ACC TTube-Smll-16in	Small (5/32") Transportation Tubes, 16 in. long
24	118317	FOSC ACC TTube-Lrge-16in	Large (3/16") Transportation Tubes, 16 in. long
24	577809	FOSC ACC TTube-Ribn-16in	Ribbon (7/32") Transportation Tubes, 16 in. long
	829333	FOSC ACC TTube-Smll-50ft	50 ft roll of small (5/32") Transportation Tubing
	646311	FOSC ACC TTube-Lrge-50ft	50 ft roll of large (3/16") Transportation Tubing
	226809	FOSC ACC TTube-Ribn-50ft	50 ft roll of ribbon (7/32") Transportation Tubing
24	300025	FOSC ACC Funnel	Funnel & heat-shrink tubing. (No TTubes)
24	032617	FOSC ACC Funnel-Ribbon	Funnel & 6 ribbon TTubes. (No H/S tubing)

### Splice Modules

25	581981	FOSC ACC SM6 Modules	Splice module for 6 splices
25	332341	FOSC ACC SM8 Modules	Splice module for 8 splices
25	275897	FOSC ACC SM12 Modules	Splice module for 12 splices
	371793	FOSC ACC SM Mass Mech	Splice module for 1 mass mech. splice

*Note: CB = Cable Blocking*

	Page No.	Part No.	Description	
<b>Closure Mounting Brackets</b>	26	072257	FOSC ACC A/B Pole Mount	For mounting A or B closure to pole or wall
	26	919435	FOSC ACC D Pole Mount	For mounting D closure to pole or wall
	26	360889	FOSC ACC Lashing Straps	For lashing A, B, or D closures to strand
	27	663259	FOSC ACC Aerial Clamps	To offset A, B, or D closures on strand
<b>Bonding, Grounding and Miscellaneous</b>	27	308909	FOSC ACC Bond Clamp 5.5 inch	Bond clamp with #8 wire and hooked eyelet
	27	875527	FOSC ACC Bond Clamp 3 inch	As above - shorter length for D5/B and D/Gel
	27	754621	FOSC ACC Bond Wire	Bond wire (#6) with eyelets on both ends
	28	523573	FOSC ACC Fiber Ext Grnd	External ground kit - 1 x No. 6
		449105	FOSC-ACC-Mult-Ext-Grnd-3	Multiple external ground - 3 x No. 6
	28	671575	FOSC-ACC-Mult-Ext-Grnd-6	Multiple external ground - 6 x No. 6
		227709	FOSC-ACC-Isol-Term	To seal and isolate GFT lugs (2)
		061959	FOSC-ACC-Isol-Term-w/QD	Above with sealed quick disconnect
		258327	FOSC-ACC-Quick-Discon	Above sealed quick disconnect only (2)
	28	227359	FOSC-ACC-OPGW Tubing	Terminate optical ground wire in any port
<b>Installation Tools</b>	29	155195	FOSC ACC CV1981-110V	Heat gun (110V) with reducer tip
	29	607763	FOSC ACC CV1981-220V	As above for 220 V
	29	063573	FOSC ACC Torch Assembly	Seiver-matic S propane torch assembly
	29	587253	FOSC ACC Dome Holder	Tool to help hold dome while installing clamp
	30	865059	FOSC ACC Work Stand	Optional work stand for all FOSC closures
<b>100/200 Accessories</b>	30	068759	FOSC ACC D Dome Conv HAG	FOSC 200D to 400D conversion kit
	30	018883	FOSC ACC B Dome Conv HAG	FOSC 100B to 400B conversion kit
	31	294829	FOSC ACC 100B Dome Seal	Dome seal for FOSC 100B closures - hot air
	31	956109	FOSC ACC 200D Dome Seal	Dome seal for FOSC 200D closures - hot air
<b>Splice Protection Sleeves</b>	31	693979	SMOUV 1120-01	62 mm single fusion splice sleeve
	31	143339	SMOUV 1120-02	45 mm single fusion splice sleeve
	31	888498	SMOUV-1120-R2/12-US	47 mm ribbon fusion splice sleeve ( 2 to 12 fibers )
<b>Other Closures</b>				
<b>FOSC 400 D5/B</b>	32	354371	FOSC 400 D5/B 12-1-NNV	
		220117	FOSC 400 D5/B 12-1-BNV	
		765959	FOSC 400 D5/B 12-1-NGV	
		581867	FOSC 400 D5/B 12-1-BGV	
		288365	FOSC 400 D5/B 16-1-NNV	
		737621	FOSC 400 D5/B 16-1-BNV	
		764221	FOSC 400 D5/B 16-1-NGV	
		385357	FOSC 400 D5/B 16-1-BGV	
		193595	FOSC 400 D5/B 24-1-NNV	
		529747	FOSC 400 D5/B 24-1-BNV	
		232157	FOSC 400 D5/B 24-1-NGV	
		977317	FOSC 400 D5/B 24-1-BGV	
<b>FOSC 400 XCON</b>				
	32		There are a wide variety of XCON closures available. Please refer to naming convention on page 7 and contact our Customer Service Group for part numbers and pricing.	
<b>FOSC 400 D/Gel</b>	32	716167	FOSC400-D/Gel-NT-0-NGV	Kit includes D Basket
		656025	FOSC-ACC-D/Gel-Cable-Kit	Replacement parts. Closure kit includes all necessary cable termination hardware

# Product Descriptions, Part Numbers and Photographs

---



## FOSC 400

### Product Descriptions, Part Numbers and Photographs

#### **FOSC-400-D5-36-1-BGV**

"D" size closure with one 36 splice tray, Cable Blocking (B), two Ground Feed-thru lugs (G), and Valve (V).

Description: FOSC-400-D5-36-1-BGV  
Part Number: 892435  
SOQ: 1

Box Contents:

- A. Installation instructions
- B. Dome
- C. Base with tray (tray type and number are optional)
- D. Clamp
- E. Cable termination sub for two cables (CT2) (see page 16)
- F. Cable block sub for two cables-optional (CB2) (see page 16)
- G. Oval port seal
- H. Mounting brackets (2)



#### **FOSC-400-B2-12-1-BGV and FOSC-400-B4-12-1-BGV**

"B" size closure with one 12 splice tray, Cable Blocking (B), Ground Feed-thru lug (G), and Valve (V)

Description: FOSC-400-B2-12-1-BGV  
FOSC-400-B4-12-1-BGV  
Part Number: 462619 (B2)  
247137 (B4)  
SOQ: 1

Box Contents:

- A. Installation instructions
- B. Dome
- C. Base with tray
- D. Clamp
- E. Cable termination sub for 2 cables (CT2) (see page 16)
- F. Cable Block sub for 2 cables-optional (CB2) (see page 16)
- G. Oval port seal



#### **FOSC-400-A4-12-1-BGV**

"A" size Closure, 1 oval & 4 small round ports, one 12 splice tray, Cable Blocking (B), Ground Feed-thru lug (G), and Valve (V)

Description: FOSC-400-A4-12-1-BGV  
Part Number: 324067  
SOQ: 1

Box Contents:

- A. Installation instructions
- B. Dome
- C. Base with tray
- D. Clamp
- E. Cable termination sub for 2 cables (CT2) (see page 16)
- F. Cable Block sub for 2 cables-optional (CB2) (see page 16)
- G. Oval port seal
- H. "Sock" for storing express loose buffer tubes



\*SOQ = Standard Order Quantity

## FOSC 400

### Product Descriptions, Part Numbers and Photographs

#### **CABLE-TERMINATION-2-SUB**

Subassembly contained in closure kits and oval port sealing kits (CT2 Sub). Contains components to terminate 2 cables.

Description: n/a  
Part Number: n/a  
SOQ: n/a

**Box Contents:**

- A. Small heat-shrink tubing (2)
- B. Bond clamp wire (2)
- C. Small transportation tubes (12)
- D. Large transportation tubes (12)
- E. Cleaning tissues (2)
- F. Abrasive strips (2)
- G. ID label cards
- H. Tie wraps (12)
- I. Aluminum tape (2)
- J. Branch off clip



#### **CABLE-BLOCK-2-SUB**

Optional subassembly contained in closure kits and oval port seals (CB2 sub). Contains components to cable block 2 cables.

Description: n/a  
Part Number: n/a  
SOQ: n/a

**Box Contents:**

- A. Installation instructions
- B. Heat-shrink tubing (2)
- C. Foam strips (2)
- D. Adhesive rings (4)
- E. Cleaning tissues (2)
- F. Abrasive strip (1)
- G. Tie wraps (4)



#### **FOSC-ACC-D-TRAY-XX**

"D" splice tray with six splice modules.


Description: FOSC-ACC-D-TRAY-36  
FOSC-ACC-D-TRAY-48  
FOSC-ACC-D-TRAY-72

Part Number: 426579 (36)  
579575 (48)  
915167 (72)  
Each part number equals one tray.  
Trays are shipped two in a box.

SOQ: 2

**Box Contents:**

- A. Installation instructions
- B. D-size fiber splice trays (2). Each tray has 6 splice modules and a dust cover.
- C. Tie wraps (6, not shown)



## FOSC 400

### Product Descriptions, Part Numbers and Photographs

---

#### **FOSC-ACC-D-BASKET**

Basket for storing slack or express (uncut) LBT's or ribbon fiber in FOSC 400 D5 closures.

Description: FOSC-ACC-D-BASKET  
Part Number: 089279  
SOQ: 1

Box Contents:

- A. Installation instructions
- B. Basket (occupies 2 tray locations)
- C. Ribbon transportation tubes (18)
- D. 6 ft spiral tubing
- E. Tie wraps (10)



#### **FOSC-ACC-D-BASKET-B**

Basket for storing slack or express (uncut) LBT's or ribbon fiber in FOSC 400 D5 closures. Includes two wraparound cable blocking sleeves.

Description: FOSC-ACC-D-BASKET-B  
Part Number: 035297  
SOQ: 1

Box Contents:

- A. Installation instructions
- B. Basket (occupies 2 tray locations)
- C. Ribbon transportation tubes (18)
- D. 6 ft spiral tubing
- E. Wraparound cable block sleeves (2)
- F. Channels (2)
- G. Tie wraps (10)



#### **FOSC-ACC-D-BASKET-TALL**

Tall basket for storing slack or express (uncut) LBT's or ribbon fiber in D5 closure.

Description: FOSC-ACC-D-BASKET-TALL  
Part Number: 056395  
SOQ: 1

Box Contents:

- A. Installation instructions
- B. Tall Basket (occupies 3 tray locations)
- C. Ribbon transportation tubes (18)
- D. 6 ft spiral tubing
- E. Tie wraps (10)



## FOSC 400

### Product Descriptions, Part Numbers and Photographs

#### **FOSC-ACC-D-BASKET-TALL-B**

Tall basket for storing slack or express (uncut) LBT's or ribbon fiber in D5 closure. Includes two wraparound cable blocking sleeves.

Description: FOSC-ACC-D-BASKET-TALL-B  
Part Number: 380999  
SOQ: 1

**Box Contents:**

- A. Installation instructions
- B. Tall Basket (occupies 3 tray locations)
- C. Ribbon transportation tubes (18)
- D. 6 ft spiral tubing
- E. Wraparound cable block sleeves (2)
- F. Channels (2)
- G. Tie wraps (10)



#### **FOSC-ACC-D-RIBBON-ROUTER**

Used to help route ribbons & tubes from D Basket to splice trays.

Description: FOSC-ACC-D-RIBBON-ROUTER  
Part Number: 525147  
SOQ: 1

**Box Contents:**

- A. Installation instructions
- B. Router tray
- C. Ribbon transportation tubes (18)
- D. Large and small tie wraps




#### **FOSC-ACC-B-TRAY-XX**

"B" splice tray with 2 splice modules

Description: FOSC-ACC-B-TRAY-12  
FOSC-ACC-B-TRAY-16  
FOSC-ACC-B-TRAY-24  
Part Number: 898849 (12)  
299295 (16)  
863927 (24)  
SOQ: 2

**Box Contents:**

- A. Installation instructions
- B. B-size fiber splice trays (2). Each tray has two splice modules, 6 tabs, and dust cover
- C. Tie wraps (6, not shown)



## FOSC 400

### Product Descriptions, Part Numbers and Photographs

#### **FOSC-ACC-B-BASKET**

Basket for storing express (uncut) LBTs, loose fiber or ribbons.

Description: FOSC-ACC-B-BASKET  
Part Number: 457507  
SOQ: 1

Box Contents:

- A. Installation instructions
- B. Basket
- C. Ribbon transportation tubes (6)
- D. Spiral tubing
- E. Hardware for "open-side-down" applications
- F. Hardware for "open-side-up" applications
- G. Hook and loop fastening strip
- H. Short tie wraps
- I. Long tie wraps



#### **FOSC-ACC-B-BASKET-B**

Basket for storing express (uncut) LBTs, loose fiber or ribbons.  
Includes two wraparound cable blocking sleeves.

Description: FOSC-ACC-B-BASKET-B  
Part Number: 439027  
SOQ: 1

Box Contents:

- A. Installation instructions
- B. Basket
- C. Ribbon transportation tubes (6)
- D. Spiral tubing
- E. Wraparound cable block sleeves
- F. Channels (2)
- G. Hardware for "open-side-up" applications
- H. Hardware for "open-side-down" application
- I. Hook and loop fastening strip
- J. Short tie wraps
- K. Long tie wraps




#### **FOSC-ACC-A-TRAY-XX**

"A" splice tray with 2 splice modules.

Description: FOSC-ACC-A-TRAY-12  
FOSC-ACC-A-TRAY-16  
FOSC-ACC-A-TRAY-24  
Part Number: 497817 (12)  
019847 (16)  
429567 (24)  
SOQ: 2

Box Contents:

- A. Installation instructions
- B. A-size fiber splice trays (2). Each tray has two splice modules, 4 tabs, and dust cover
- C. Tie wraps (6, not shown)



## FOSC 400

### Product Descriptions, Part Numbers and Photographs

#### **FOSC-ACC-A-BASKET**

Basket for storing express (uncut) loose fiber or ribbons.

Description: FOSC-ACC-A-BASKET  
Part Number: 028323  
SOQ: 1

Box Contents:

- A. Installation instructions
- B. Basket
- C. Basket cover
- D. Nut, screw, and spacer



#### **FOSC-ACC-CABLE-SEAL-1-NT**

Cable sealing kit (T = tubular) to install one (1) cable in any round port.

Description: FOSC-ACC-CABLE-SEAL-1-NT  
Part Number: 694667  
SOQ: 1

Box Contents:

- A. FOSC 400 round port sealing sleeve
- B. Cable-Termination 1 Sub (CT1) (see page 22)  
(includes B and D washer with screw, bond clamp wire, large transportation tubes, aluminum tape, small heat-shrink tubing, tie wraps, small transportation tubes, cleaning tissue, abrasive strips, distributor funnel/cap, ribbon transportation tube, ID labels, installation instructions)



#### **FOSC-ACC-CABLE-SEAL-1-BT**

Cable sealing kit (T = tubular) to install one (1) cable in any round port with cable blocking (B) components for one cable.

Description: FOSC-ACC-CABLE-SEAL-1-BT  
Part Number: 738827  
SOQ: 1

Box Contents:

- A. FOSC 400 round port sealing sleeve
- B. Cable-Termination 1 Sub (CT1) (see page 22)  
(includes B and D washer with screw, bond clamp wire, large transportation tubes, aluminum tape, small heat-shrink tubing, tie wraps, small transportation tubes, cleaning tissue, abrasive strips, distributor funnel/cap, ribbon transportation tube, ID labels, installation instructions)
- C. Cable Block 1 Sub (CB1) (see page 22)  
(includes: tie wraps, cleaning tissue, foam, abrasive strip, adhesive rings, heat-shrink tubing, installation instructions)



## FOSC 400

### Product Descriptions, Part Numbers and Photographs

#### **FOSC-ACC-CABLE-SEAL-1-NW**

Wraparound (W) cable seal (sleeve only) for use on any round port.

Description: FOSC-ACC-CABLE-SEAL-1-NW  
Part Number: 274041  
SOQ: 5

**Box Contents:**

- 5 Wraparound cable seal kits. Each kit contains:
  - A. Installation instructions
  - B. Wraparound round port seal
  - C. Channel
  - D. Hook and loop fastening strip
  - E. Cleaning tissue
  - F. Abrasive strip
  - G. Aluminum tape



#### **FOSC-ACC-CABLE-SEAL-2-NT**

Cable sealing kit (T = tubular) to install two (2) cables in any oval port.

Description: FOSC-ACC-CABLE-SEAL-2-NT  
Part Number: 175493  
SOQ: 1

**Box Contents:**

- A. Installation instructions
- B. Hot air oval port seal (tubular)
- C. Cable termination-2-sub (CT2) (see page 16)  
(Includes bond clamp wires, ID label cards, small and large transportation tubes, aluminum tape, small heat-shrink tubing, branch off clip, tie wraps, cleaning tissue, abrasive strip, distribution funnels and caps)



#### **FOSC-ACC-CABLE-SEAL-2-BT**

Cable sealing kit to install two cables in any oval port with cable blocking components for two cables.

Description: FOSC-ACC-CABLE-SEAL-2-BT  
Part Number: 856587  
SOQ: 1

**Box Contents:**

- A. Installation instructions
- B. Hot air oval port seal (tubular)
- C. Cable Termination-2 sub (CT2) (see page 16)  
(Includes bond clamp wires, ID label cards, small and large transportation tubes, aluminum tape, small heat-shrink tubing, branch-off clip, tie wraps, cleaning tissue, abrasive strips, distribution funnels and caps)
- D. Cable Block-2 sub (CB2) (see page 16)  
(includes tie wraps, cleaning tissues, heat-shrink tubing, foam strip, abrasive strip, adhesive rings, installation instructions)





## FOSC 400

### Product Descriptions, Part Numbers and Photographs

#### **FOSC-ACC-CABLE-SEAL-2-NW**

Wraparound (W) cable seal (sleeve only) for use on any oval port.

Description: FOSC-ACC-CABLE-SEAL-2-NW  
Part Number: 704289  
SOQ: 5

**Box Contents:**

5 Cable seal kits. Each kit includes:

- A. Installation instructions
- B. Wraparound oval port seal
- C. Channel
- D. Hook and loop fastening strip
- E. Cleaning tissue (2)
- F. Abrasive strip
- G. Aluminum tape (2)
- H. Branch-off clip



#### **CABLE-TERMINATION-1-SUB**

Subassembly contained in all round port sealing kits (CT1). Contains components to terminate 1 cable.

Description: n/a  
Part Number: n/a  
SOQ: n/a

**Box Contents:**

- A. Installation Instructions
- B. Small heat-shrink tubing
- C. Distributor funnel and cap
- D. Large transportation tubes (6)
- E. Small transportation tubes (6)
- F. Ribbon transportation tube (1, not shown)
- G. Bond clamp wire
- H. Cleaning tissue
- I. Abrasive strip
- J. Strength member termination hardware
- K. Transportation tube ID labels (not shown)
- L. Aluminum tape
- M. Tie wraps (6)



#### **CABLE-BLOCK-1-SUB**

Optional subassembly contained in round port cable sealing kits (CB1). Contains components to cable block 1 cable.

Description: n/a  
Part Number: n/a  
SOQ: n/a

**Box Contents:**

- A. Installation instructions
- B. Heat-shrink tubing
- C. Foam strip
- D. Adhesive rings (2)
- E. Cleaning tissue
- F. Abrasive strip
- G. Tie wraps (2)





## FOSC 400

### Product Descriptions, Part Numbers and Photographs

#### **FOSC-ACC-CABLE-BLOCK-T**

Tubular cable blocking components for one cable end in any port.  
(CB1 Sub)

Description: FOSC-ACC-CABLE-BLOCK-T  
Part Number: 743103  
SOQ: 10

Box Contents:

- A. Cable Block 1 Sub (10) (CB1) (see page 22)  
(includes: tie wraps, cleaning tissue, foam strip, abrasive strip,  
adhesive rings, heat-shrink tubing, installation instructions)



#### **FOSC-ACC-CABLE-BLOCK-W**

Wraparound cable blocking components for one end of a looped  
cable. (CB1 Sub and wraparound sleeve)

Description: FOSC-ACC-CABLE-BLOCK-W  
Part Number: 920363  
SOQ: 10

Box Contents:

- A. Wraparound cable block sleeves (10)  
B. Channels (10)  
C. Cable Block 1 Sub (10) (CB1) (see page 22)  
(includes: tie wraps, cleaning tissue, foam strip, abrasive strip,  
adhesive rings, heat-shrink tubing, installation instructions)



#### **FOSC-ACC-CB-SLEEVE-W**

Wraparound sleeve for cable blocking looped or express cable end  
in oval port.

Description: FOSC-ACC-CB-SLEEVE-W  
Part Number: 464649  
SOQ: 25

Box Contents:

- A. Wraparound cable block sleeves (25)  
B. Channels (25)



## FOSC 400

### Product Descriptions, Part Numbers and Photographs

#### **FOSC-ACC-TTUBE-SMLL-16IN**

#### **FOSC-ACC-TTUBE-LRGE-16IN**

#### **FOSC-ACC-TTUBE-RIBN-16IN**

- Small (5/32") Transportation Tube, 16 in. long (for 6 fiber buffer tubes and standard distribution funnel)
- Large (3/16") Transportation Tube, 16 in. long (for 12 fiber buffer tubes)
- Ribbon (7/32") Transportation Tube, 16 in. long (Can put 6 fiber ribbons per tube. Also used with ribbon funnel)

Description: FOSC-ACC-TTUBE-SMLL-16IN  
FOSC-ACC-TTUBE-LRGE-16IN  
FOSC-ACC-TTUBE-RIBN-16IN

Part Number: 526767 (small)  
118317 (large)  
577809 (ribbon)

SOQ: 240

#### Box Contents:

- A. Small, large or ribbon transportation tubes in bundles of six  
(240 tubes = 40 bundles of 6)



#### **FOSC-ACC-FUNNEL**

Funnel for routing fibers from Central Core Tube cable to splice trays.

Description: FOSC-ACC-FUNNEL  
Part Number: 300025  
SOQ: 25

#### Box Contents:

- A. Installation instructions (25)  
B. Heat-shrink tube (25)  
C. Distributor funnel and cap in bag (25)



#### **FOSC-ACC-FUNNEL-RIBBON**

Funnel for routing fiber ribbons from cable to splice trays.

Description: FOSC-ACC-FUNNEL-RIBBON  
Part Number: 032617  
SOQ: 10

#### Box Contents:

- A. Installation instructions (10)  
B. Ribbon funnel and cap in bag (10)  
C. Ribbon transportation tubes (6x10)



## FOSC 400

### Product Descriptions, Part Numbers and Photographs

---

#### **FOSC-ACC-SM6-MODULES**

Splice module, each holds 6 single fusion, mechanical, or mass fusion splices.

Description: FOSC-ACC-SM6-MODULES  
Part Number: 581981  
SOQ: 48

Box Contents:

- A. Installation instruction (not shown)
- B. SM6 Splice Modules (48)



#### **FOSC-ACC-SM8-MODULES**

Splice module, each holds 8 single fusion or 4 single mechanical splices

Description: FOSC-ACC-SM8-MODULES  
Part Number: 332341  
SOQ: 48

Box Contents:

- A. Installation instruction (not shown)
- B. SM8 splice modules (48)



#### **FOSC-ACC-SM12-MODULES**

Splice module, each holds 12 single fusion splices. (Use with CommScope's SMOUV splice protection sleeves - see page 31).

Description: FOSC-ACC-SM12-MODULES  
Part Number: 275897  
SOQ: 48

Box Contents:

- A. Installation instruction (not shown)
- B. SM12 splice modules (48)



## FOSC 400

### Product Descriptions, Part Numbers and Photographs

---

#### **FOSC-ACC-A/B-POLE-MOUNT**

Bracket for mounting A or B closure to pole or wall.

Description: FOSC-ACC-A/B-POLE-MOUNT  
Part Number: 072257  
SOQ: 1

**Box Contents:**

- A. Installation instructions
- B. Mounting hardware and pin
- C. Hose clamp
- D. Bolt (1) with anchor (1) and screws (2)



#### **FOSC-ACC-D-POLE-MOUNT**

Bracket for mounting D closure to pole or wall.

Description: FOSC-ACC-D-POLE-MOUNT  
Part Number: 919435  
SOQ: 1

**Box Contents:**

- A. Installation instructions
- B. Pole mount bracket
- C. Mounting Hardware



#### **FOSC-ACC-LASHING-STRAPS**

Kit has components to lash A, B, or D closures directly to an aerial strand.

Description: FOSC-ACC-LASHING-STRAPS  
Part Number: 360889  
SOQ: 10

**Box Contents:**

- A. Installation instructions (not shown)
- B. Lashing strap kits (10)  
(each kit includes 2 lashing straps, 2 large tie-wraps, and 4 spacers as pictured)



## FOSC 400

### Product Descriptions, Part Numbers and Photographs

---

#### **FOSC-ACC-AERIAL-CLAMPS**

Kit has offset brackets to mount A, B, or D closures to an aerial strand.

Description: FOSC-ACC-AERIAL-CLAMPS  
Part Number: 663259  
SOQ: 10

Box Contents:

- A. Installation instructions (not shown)
- B. Aerial Clamp Subs (10)  
(Each sub contains L-brackets, straps and strand nuts as pictured)



#### **FOSC-ACC-BOND-CLAMP 5.5 inch** **FOSC-ACC-BOND-CLAMP 3 inch**

Alligator bond clamp with #8 wire and hooked eyelet.

Description: FOSC-ACC-BOND-CLAMP-5.5  
FOSC-ACC-BOND-CLAMP-3  
Part Number: 308909 (5.5")  
875527 (3")  
SOQ: 25

Box Contents:

- A. Alligator bond clamp with #8 wire and hooked eyelet (25)



#### **FOSC-ACC-BOND-WIRE**

Bond wire with eyelets on both ends.

Description: FOSC-ACC-BOND-WIRE  
Part Number: 754621  
SOQ: 25

Box Contents:

- A. Bond wires with eyelets on both ends (25)



## FOSC 400

### Product Descriptions, Part Numbers and Photographs

---

#### **FOSC-ACC-FIBER-EXT-GRND**

External ground or "FEG" kit to isolate one cable ground through closure port.

Description: FOSC-ACC-FIBER-EXT-GRND  
Part Number: 523573  
SOQ: 5

**Box Contents:**

- 5 FEG kit as pictured (each kit includes)
  - A. Installation instructions
  - B. Insulated #6 ground wire with eyelet, nut and screw
  - C. Adhesive/mesh assembly
  - D. 3 inch heat-shrink tubing
  - E. Short tie wraps (2)



#### **FOSC-ACC-Mult-Ext-Grnd-6**

Multiple external ground (6 x No. 6) for installation in any large round cable port.

Description: FOSC-ACC-Mult-Ext-Grnd-6  
Part Number: 671575  
SOQ: 1

**Box Contents:**

- A. Installation instructions
- B. Multiple ground assembly
- C. Tubular cable seal for round port
- D. Short pieces of heat-shrink tubing (6)
- E. Cleaning tissue
- F. Abrasive strip



#### **FOSC-ACC-OPGW-TUBING**

For terminating stranded optical ground wire in any closure.

Description: FOSC-ACC-OPGW-TUBING  
Part Number: 227359  
SOQ: 25

**Box Contents:**

- A. OPGW Tubing kit (25)  
(each kit includes: 2 heat-shrink tubes, 1 installation instructions, short tie wraps, 1 long tie wrap)



## FOSC 400

### Product Descriptions, Part Numbers and Photographs

---

#### **FOSC-ACC-CV1981-XXXV**

Heat gun with reducer tip for installing hot air cable seals & cable blocks on FOSC 400 closures.

Description: FOSC-ACC-CV1981-110V  
FOSC-ACC-CV1981-220V  
Part Number: 155195  
607763  
SOQ: 1

Box Contents:

- A. Hot air gun with adjustable power settings
- B. Reducer tip



#### **FOSC-ACC-TORCH-ASSEMBLY**

Portable propane torch kit for installing FOSC 400 cable seals.

Description: FOSC-ACC-TORCH-ASSEMBLY  
Part Number: 063573  
SOQ:

Box Contents:

- A. Installation instructions
- B. Burner
- C. Handle
- D. Regulator
- E. Hose



#### **FOSC-ACC-DOME-HOLDER**

To temporarily help hold dome on base of FOSC 400 closure while installing clamp

Description: FOSC-ACC-DOME-HOLDER  
Part Number: 587253  
SOQ: 1

Box Contents:

- A. Dome holder



## FOSC 400

### Product Descriptions, Part Numbers and Photographs

#### **FOSC-ACC-WORK-STAND**

Optional work stand for all FOSC 100, 200 and 400 closures.

Description: FOSC-ACC-WORK-STAND  
Part Number: 865059  
SOQ: 1

**Box Contents:**

- A. Installation instructions
- B. Base
- C. A and B closure holder (FOSC 100 and FOSC 400)
- D. FOSC 200 D closure holder
- E. FOSC 400 D closure holder
- F. Nuts and bolts for mounting FOSC 400 D closures



#### **FOSC-ACC-D-DOME-CONV-HAG**

Collar, dome, clamp, and hot air seal to convert FOSC 100 D or FOSC 200 D closure to FOSC 400 D closure.

Description: FOSC-ACC-D-DOME-CONV-HAG  
Part Number: 068759  
SOQ: 1

**Box Contents:**

- A. Installation instructions
- B. FOSC 400 D dome
- C. FOSC 400 D dome-to-base clamp
- D. Conversion collar
- E. O-ring
- F. Heat-shrinkable base-to-collar seal
- G. Adhesive strip
- H. Cleaning tissue (2)
- I. Abrasive strip
- J. FOSC 100 insert plug
- K. Mounting Brackets (2)



#### **FOSC-ACC-B-DOME-CONV-HAG**

Collar, dome, clamp, and hot air seal to convert FOSC 100 B closure to FOSC 400 B closure.

Description: FOSC-ACC-B-DOME-CONV-HAG  
Part Number: 018883  
SOQ: 1

**Box Contents:**

- A. Installation instructions
- B. Dome (400B)
- C. FOSC 400B dome-to-base clamp
- D. Conversion collar
- E. O-ring
- F. Locking ring
- G. Hot air seal
- H. Adhesive strip
- I. Cleaning tissue
- J. Abrasive strip





## FOSC 400

### Product Descriptions, Part Numbers and Photographs

#### ***FOSC-ACC-100B-Dome Seal***

Hot Air installed base-to-dome seal for FOSC 100 B closures.

Description: FOSC-ACC-100B-DOME-SEAL  
Part Number: 294829  
SOQ: 1

**Box Contents:**

- A. Installation instruction (not shown)
- B. Hot air dome/base seal for B size closures
- C. Locking ring
- D. Cleaning tissue
- E. Abrasive strip



#### ***FOSC-ACC-200D-Dome Seal***

Hot Air base-to-dome seal for FOSC 100 D and FOSC 200 D closures.

Description: FOSC-ACC-200D-DOME-SEAL  
Part Number: 956109  
SOQ: 1

**Box Contents:**

- A. Installation instructions
- B. Adhesive strip
- C. Heat-shrinkable seal
- D. Cleaning tissues (2)
- E. Abrasive strip



#### ***SMOUV-1120-01-US*** ***SMOUV-1120-02-US*** ***SMOUV-1120-R2/12-US***

62 mm and 42mm long single fusion splice sleeves, and 47 mm long ribbon, mass fusion splice sleeves.

Description: SMOUV-1120-01-US (62mm)  
SMOUV-1120-02-US (42mm)  
SMOUV-1120-R2/12-US (47mm)  
Part Number: 693979 (62mm)  
143339 (42mm)  
888498 (47mm)  
SOQ: 100 (62mm)  
100 (42mm)  
50 (47mm)

**Bag Contents**

- A. SMOUV sleeves, 100 for single fusion and 50 for mass fusion.




## FOSC 400

Product Descriptions, Part Numbers and Photographs

---


### *FOSC 400 D5/B Closure*



### *FOSC 400 D/Gel Closure*



### *FOSC 400 XCON Closure*







---

[www.commscope.com](http://www.commscope.com)

Visit our website or contact your local CommScope representative for more information.

© 2017 CommScope, Inc. All rights reserved.

All trademarks identified by ® or ™ are registered trademarks or trademarks, respectively, of CommScope, Inc. This document is for planning purposes only and is not intended to modify or supplement any specifications or warranties relating to CommScope products or services.

CA-321674.1-AE (02/17) (revised from ogFOSC400\_A) 2003)